


# CONTRACTWERK 2KA



NAAM:

THEMA: **BINGO**


EVALUATIE:




KNIP DE PRENTJES ONDERAAN HET BLAD UIT.








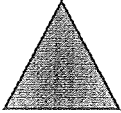









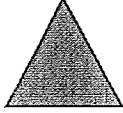




































KLEEF IN ELK VAKJE EEN ANDER PRENTJE! (JE MAG DUS GEEN TWEE DEZELFDE PRENTEN OP JE BLAD KLEVEN)







OEFENEN OP VOLLE LIJNEN.  
TREK EEN LIJN OVER ALLE FIGUREN? DAAR WAAR DE HELE RIJ DE ZELFDE FIGUREN  
HEEFT.



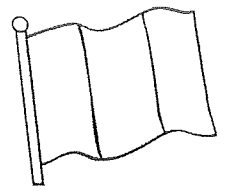
Teken de raamfiguren na:



 A 2x2 grid of dots with a horizontal line connecting the top-left and top-right dots.	 A 2x2 grid of dots.
 A 2x2 grid of dots with a horizontal line connecting the bottom-left and bottom-right dots.	 A 2x2 grid of dots.
 A 2x2 grid of dots with a diagonal line connecting the top-left and bottom-right dots.	 A 2x2 grid of dots.
 A 2x2 grid of dots with a vertical line connecting the top and bottom dots of the right column.	 A 2x2 grid of dots.
 A 2x2 grid of dots with a diagonal line connecting the bottom-left and top-right dots.	 A 2x2 grid of dots.
 A 2x2 grid of dots with a vertical line connecting the top and bottom dots of the left column.	 A 2x2 grid of dots.

 A 2x2 grid of dots with three lines forming an L-shape: top-left to top-right, top-left to bottom-left, and top-left to bottom-right.	 A 2x2 grid of dots.
 A 2x2 grid of dots with three lines forming a U-shape: top-left to top-right, top-right to bottom-right, and top-left to bottom-left.	 A 2x2 grid of dots.
 A 2x2 grid of dots with two diagonal lines forming an X-shape: top-left to bottom-right and bottom-left to top-right.	 A 2x2 grid of dots.
 A 2x2 grid of dots with three lines: a vertical line on the left, a vertical line on the right, and a diagonal line from top-left to bottom-right.	 A 2x2 grid of dots.
 A 2x2 grid of dots with three lines: a diagonal line from bottom-left to top-right, a vertical line on the right, and a vertical line on the left.	 A 2x2 grid of dots.
 A 2x2 grid of dots with four lines forming a square: top-left to top-right, top-right to bottom-right, bottom-right to bottom-left, and bottom-left to top-left.	 A 2x2 grid of dots.

Zoek de juiste letter in de rij:



B	A	B	C	D	E
I	K	P	C	I	M
N	X	Y	U	N	Z
G	O	L	G	R	S
O	Q	I	O	T	V

